

SVR&PC

General Rules Regulations and Competitions

2024 Edition.

Supersedes all previous editions.

SVR&PC

General Club Range Rules & Regulations

1. All club members are required to comply with the various firearms acts in all respects relating to firearms used at any event organised by the club.
2. The Range Officer (RO) shall have the power :-
 - a) to prevent any "undesirable" or "unsafe" person for any reason to remain on the firing point or the range.
 - b) to refuse the use of any gun, ammunition, powder or priming agent they consider unsafe or dangerous.
3. All rifles are to be kept parallel to the ground & handled safely, they must not deviate from the arc of fire. (the arc equates to 70 mils to left, right or upward vertical planes of the target centre). 70 mils = 4 degrees.
4. It is mandatory to wear ear protection on all ranges whilst firing is taking place (HSE club insurance requirement), eye protection is mandatory with all black powder shooting & advisory for all other shooting.
5. The RO is primarily responsible for safety on the range but all participants are equally responsible & can order an immediate cease fire in the event of imminent danger or other emergency. The procedure is to shout STOP! STOP! STOP! or give three sharp whistle blasts. Upon hearing either of these commands all firing shall stop, firers are hold position & await further instructions. When the RO has assessed the situation, further instruction will be given to the firers (making safe, grounding firearms etc.). The range officer shall have the power to order all firing to cease whilst attending to any problem.
6. The control of the butt flag shall be in the hands of the range officer at all times. The butts officer is in the case of an emergency such as communications failure with the firing point, is to drop the targets but not to raise the butt flag. The butts officer & the butts party will then await contact from the acting RCO before leaving the butts.
7. All members shall take their turn in the butts as requested by the acting RO.
8. During firing practice only targets approved by the acting RO may be used.
9. Firearms shall not be loaded when not in use for any reason. In the event of a malfunction the firer will raise their free hand to attract the acting RO attention who will then decide upon the next course of action. All guns must be cleared & proved safe by a competent person.
10. Guns must be proved clear by the acting RO or their deputy before they are removed from the firing point & all actions left visible open until the gun is boxed or cased.
11. Muzzleloaders will only be capped or primed on the firing point & all flasks or powder containers will be removed from the area of muzzle or chamber flash before firing commences. Breech-loaders will only be loaded on the firing point.
12. Members must observe the range rules at all times & the acting ROs lawful instructions must be complied with. Any person who disobeys any safety rule, will on the order of the acting RO, cease fire for an indefinite period, awaiting the decision of the full club committee. (see breach of rules chart).
13. Members & any prospective members or guests must sign a declaration that they are not prohibited from holding a firearm by virtue of section 21 of the firearms act 1968.
(& subsequent laws, this is a home office requirement).
14. The club is required by home office rules to report to the police, any member who has not attended a range for a period of twelve months, failure to attend ranges may result in revocation of the members firearms certificate.
15. Members who resign for any reason shall notify the club secretary at the earliest date, as the club is obliged to notify the police of this fact. Non-payment of membership fees is a de-facto resignation which will be communicated to the constabulary of the ex-members county.

16. Probationary members

- i) An applicant for membership must declare if they have ever had a firearms certificate refused or revoked for any reason.
- ii) Probationary members shall be sponsored by a full member of the club & if deemed necessary, be interviewed by the club committee.
- iii) A period of six months will be served during which attendance at a minimum of four ranges must be completed. During the probationary period, a member may only shoot under the supervision of a full member until the probationer is deemed to be competent in the safe handling of firearms.
- iv) The probationary fee shall be half of the current years subscription, payable with application.
- v) When elected to full membership the balance of the years fee (pro rata to end of year) shall be paid.
- vi) Probationary members are eligible to compete in club competitions.
- vii) Every probationer should familiarise themselves with the NRA training manual (Bisley bible). Copy available on request.
- viii) During the probationary period, the probationer will receive instruction from the training officer & deputies nominated by the training officer. The probationer must be able to demonstrate their competency in the safe handling of firearms before they may be accepted as full members of the club.

17. Guests

In view of Home Office requirements concerning guests, the following shall apply -

- i) Guests who do not hold a firearms certificate are only allowed to attend official "guest days" which must be agreed by the committee beforehand & notified to the police at least 48 hours in advance. To allow sufficient time for paperwork please request "guest days" at least five days in advance.
- ii) Guest who hold a firearms certificate may attend shoots provided the acting RO is notified at least three days in advance of the range date.
- iii) Members are responsible for the conduct of their guests & must supervise them at all times.
- iv) Guest fees must be paid before commencing to shoot.
O/S £5 sharing, £10 own lane. Bisley £10 sharing £20 own lane.
Guests must be accompanied & supervised by their sponsor at all times.

General

- 18. Members must conduct themselves in an orderly manner & wear clothing of contemporary design & neutral colours. Alcohol is PROHIBITED on the ranges. There shall be no smoking on or near the firing point. Smoking must be down wind of all non smokers. (at Old Sarum, smoking may only be undertaken well away from the firing point, no closer than the car park area).
- 19. Members must sign & return the attached declaration form, fully filled out, to certify they have read & will comply with these rules & regulations before they are permitted to take part in club activities. To avoid difficulties please return the form as soon as possible. (This form may also be issued & returned via email). This **MUST** be done before your Safe Shooting Card is issued to you & you may not shoot on any range until you have your SSC.
Always keep this booklet with you on the ranges.
- 20. Members must keep a personal record of their annual range attendances, each attendance is to be countersigned by a qualified RCO/RSO or other club officer.
A copy of this annual attendance record is to be passed to the club secretary / membership secretary upon request.
- 21. Membership fees are due on January 1st each year, the payment must be with the club treasurer by the end of January or if paid in two instalments, half by the end of January & half by the end of June. Other special arrangements for payment may be made with the agreement of the club treasurer (such as monthly standing order etc.).
- 22. High muzzle energy firearms (as defined by the NRA) are not shot by the club. Any member wishing to use these firearms must do so under the aegis of the NRA at Bisley or with other clubs they may belong to.
- 23. A "green fee" may be payable at each range attendance, members are expected to volunteer this fee & not be chased for it by the club officials.

SVR&PC

Annual Competitions - General Rules

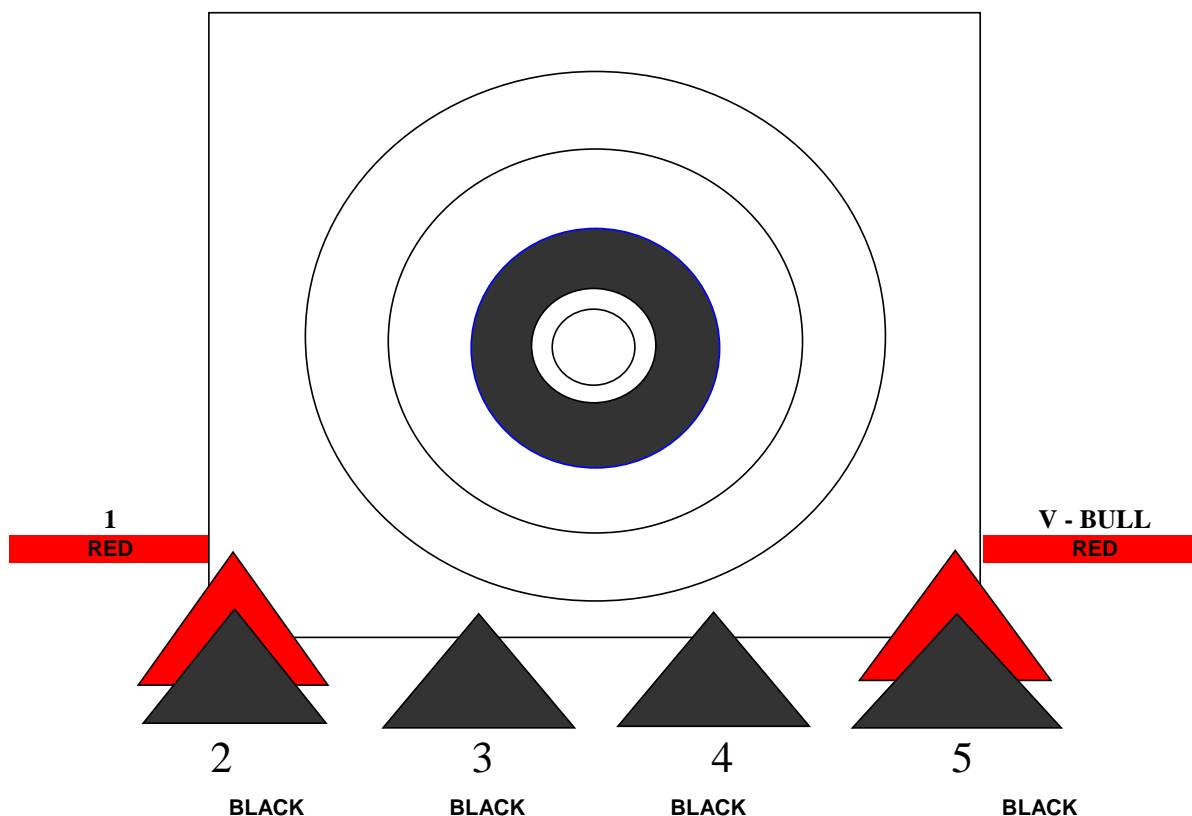
All Ranges

1. All competitions are to be shot in the time allotted (TIME BEING OF THE ESSENCE) without exception.
2. Detail timings are to be :- M/L = 30min max & B/L = 20min max.
3. Old Sarum - to commence at 09:00 sharp. Intervals for target changing = minimum of 30 mins.
4. Scoring - M/L = 50% rule. Dissimilar calibres = 50% rule. Same calibre = line cutting inwards rule.
5. Members may only enter each competition once. (with one gun only).
6. Competitions are to be shot in accordance with club general rules, competition specific rules (see competition lists for details) & the active range regulations of the range in use.
7. All targets & frames are to be inspected by the range officer (or aide) before & after shooting.
8. All sights are to be in the spirit of the original & contemporary with the gun.
Except in free competitions where any sights including scopes may be used.
9. A lesser firearm may be entered in any competition subject to the acting RO's discretion.
10. The Enfield trophies are restricted to British Enfield rifles only.
11. For Breech loading (10 shots to score) competitions at 100M or more, a maximum of 5 sighting shots is permitted. Some or all of these shots may be converted provided that the only last 10 shots fired are scored. More than 5 sighting shots may be permitted at the discretion of the acting RO.
12. All participants will use an adequate spotting scope if they wish to see where their shots are going & not rely upon the butt detail.
13. In the event of a request to mark a shot, the butt detail will indicate the score as per the butt scoring instruction sheet. (copies are available on the web site).
14. All members will keep a record of their sight settings, there will be no "sighting in sessions" before a competition. (Use a known load as there will be no time allowed for experimentation).
15. Practice or sighting in with a new load or gun will only take place after competition shooting has ceased.
16. The times shown on the website & passed out via email are the ARRIVAL TIMES & not competition times, if you arrive before competition shooting commences & space is available, you may be allowed to compete; if shooting has started before you arrive you are automatically disqualified from shooting that competition. This may be relaxed at the discretion of the acting RO.
17. Change of butt detail shall be done in an efficient manner without unnecessary delay, chatting or lunch breaks during the course of competitions.
18. Muzzle loading shall mean original or reproductions of black powder guns loaded from the muzzle only.
19. Breech loading shall mean original or reproductions of guns loaded from the breech (i.e. capping or cartridge types).
20. Vintage shall mean any gun in production before the end of WW2 (VJ day) or reproductions thereof.
21. Modern shall mean guns produced after WW2 including substantially modified guns (i.e. target rifles based on an Enfield no4 action with a 7.62mm barrel or a Ruger old army revolver). All aspect of a gun shall be in keeping with the original format & may, if needs be, be scrutinised by the shooting committee before use.

Reminder to all members

Keep copy of your annual attendance, have it signed off at every range attended by a club officer.

MARKING AND SCORING PROCEDURES AT BISLEY



MARKING PROCEDURES FOR BUTTS PARTY

- 1 Insert disc to indicate fall of first shot, raise target and indicate with marking peg the value of shot as indicated above
- 2 At second shot drop target, insert disc into second shot hole, patch first hole, raise target and indicate with marking peg the value of shot as indicated above.
- 3 Continue in this manner until informed by firing point to drop target and patch up in readiness for next competitor.

This is all you need to do. Watch sand for splash or lay your hand onto frame or both to feel shots as they come.

This procedure should obviate any delay in raising and lowering targets during the competitions.

MARKING PROCEDURES FOR SCORER

During the competition where possible, each competitor will be accompanied by a scorer. If this is not possible, a single scorer will record all scores.

The scorer will record the score as indicated by the butts marker after each shot.

RADIO PROCEDURES

State your location first, followed by your call destination & message, for example, "firing point to target 91, target 91 message 4".

NRA RADIO / TELEPHONE CODE MESSAGES

0. Raise sighting targets.
1. Firing about to commence.
2. No spotting disc visible.
3. Spotting disc unmistakably disagrees with signalled value. Check that the spotting disc shows the last shot and that the panel signals its correct value*. The Butts Officer is to view the target before passing the message.
4. A shot has been fired but no signal has been made. Examine target carefully and signal the shot, if found, or a miss*.
5. Firer has challenged for a higher value for his shot. Examine the whole target and signal the correct value*.
6. It is suspected that there is a second shot on the target. Inspect the target for a second shot. If found mark and signal both shots. If not leave the spotting disc in the original hole.*
7. A miss has been signalled but firer has challenged for a scoring shot. Re-examine the target carefully and signal the shot, if found, or a miss*.
8. The spotting disc appears not to have moved. Butt Officer is to consult marker and confirm that the spotting disc is in the latest shot hole. If successive shots have been very close to each other the RO to be advised accordingly*.
9. Marking/shooting appears to be unduly slow. Butt Officer/ Range Officer to check and correct where necessary.
10. Stand easy. Half-mast target.
11. Blow off shots are about to be fired. Ensure that all targets are fully lowered until Message 1 is given.
12. Stand easy. Lower target, patch out and put target back up.
13. Radio the number of hits as score board figures are not clear.
14. Firer has challenged his score. Re-examine the target and show the correct number and value of the shots*.

* Also confirm the result by telephone/radio.

SALISBURY VINTAGE RANGE LTD.

Contacts: Richard Buss 07703 498822 Simon Downs 07739 182209

OLD SARUM FIRING RANGE

Old Sarum Airfield, Nr Salisbury. SP4 6DZ - 51.10032°N 1.77803°W

RANGE ORDERS as of 23rd Nov 2021

ACCESS: Via Portway and Old Sarum Park Road, the Range is located just south of the east end of the grass airstrip.

PARKING: Vehicles can park on the grass or behind the butts. Care must be taken not to damage the grass. Do not park on the road outside the gates.

DESCRIPTION OF RANGE: Old Sarum is a historic ex MOD range built circa 1917, originally used to test and line up aircraft machine guns. The firing point is based in a sunken area with a mantle and sand butts against a brick wall. Care must be taken during wet and icy conditions on the concrete and metal steps.

DANGER AREA: The range is a No Danger Area design.

RANGE DISTANCE: 25 metres.

Pistol, Gallery Rifle and Airguns maybe fired at 25, 20, 15 and 10 metres

FIRING POINTS: Max 9 Bench-rest and Standing with screens. 5 from all other distances and postures.

Screens are to be used on all benches to prevent ejected brass hitting another person.

FIREARMS ALLOWED:

Antique Weapons, Black Powder, Pistols, Rimfire Rifles, Shotgun solid slug & pattern board.

AMMUNITION LIMITATIONS:

Maximum Calibre: .455

Maximum Velocity: 2150 ft/sec

Maximum Muzzle Energy: 1496 ft/lbs

FIRING TIMES: No earlier than 09:00, no later than 17:30 or sunset. No night firing.

RCO/RSO RESPONSIBILITIES: To comply with these Range Orders, ensure all guns are briefed on Range Orders, ensure appropriate ear and eye protection is used, report any incidents, opening up and closing procedures. Ensure ammunition limitations are observed.

FLAGS: 4 Red Danger flags are kept in the Target Store (to the right of the butts)

On opening up the RO is responsible for affixing the flags. One must be flown from each of the flagpoles on top of the high wall, one on the rear gate giving access to the butts and one at the top of the steps leading to the firing point. The RO is responsible for taking down and storing the flags at the end of the day.

THE GATE: at the top of the stairs that gives onto the Firing Point must be closed at all times and display a Warning **LIVE FIRING** sign while the range is in use.

THE GATE: which leads from the Target Store to the Butts, must be kept closed during firing. If at any time the gate is open with the **STOP** sign visible, an instant Cease Fire order is to be given.

CLEAR RANGE PROCEDURE: This is a No Danger Area range, it is not necessary to clear the area behind the butts. The RO must ensure the range is clear of obstructions and personnel before and during firing.

CEASE FIRE: Firearms are only allowed on the firing point when the range is declared 'Live' The RO is required to ensure all firearms are 'Clear' when a ceasefire is called. All firearms are to be removed from the firing point, either bagged or in the rack, and not handled during a cease-fire.

SENTRIES/LOOKOUTS: It is impractical to have a lookout, but the RO and all guns are equally responsible to ensure there is no encroachment on to the range during firing, if necessary the command STOP STOP STOP is to be issued.

MEDICAL ARRANGEMENTS: Each Club is responsible to provide their own medical kit and First Aider.

EMERGENCY PROCEDURES: In case of a medical emergency call either 111 or 999. Any emergency or incident must be reported to Salisbury Vintage Range Ltd within 24 hours.

COMMUNICATIONS: Verbal instructions from the RO to the guns.

HOUSEKEEPING: All rubbish, empty brass and unfired ammunition must be cleared away from the range at the end of the firing day. Put benches away under cover and leave the range in the condition you would expect to find it. Report any damage to SVR Ltd. ASAP.

BYE LAWS: N/A.

WIND FLAGS: N/A

SECURITY: All guns are responsible for the safe keeping of their firearms and ammunition.

LIVESTOCK: No animals or pets are allowed onto the range

NO Alcohol or drugs are allowed on the range. Shooting by persons under the influence

Richard Buss, RSO NRA No: 26311 - Salisbury Vintage Range - 23/11/2021

SALISBURY VINTAGE RIFLE AND PISTOL CLUB

Aide Memoire to club Range Rules

No matter how experienced you think you are, you must sign the declaration at the back of this booklet on receipt to show that you have read the range rules. New members must sign on joining. The club copy must be handed to the shooting committee.

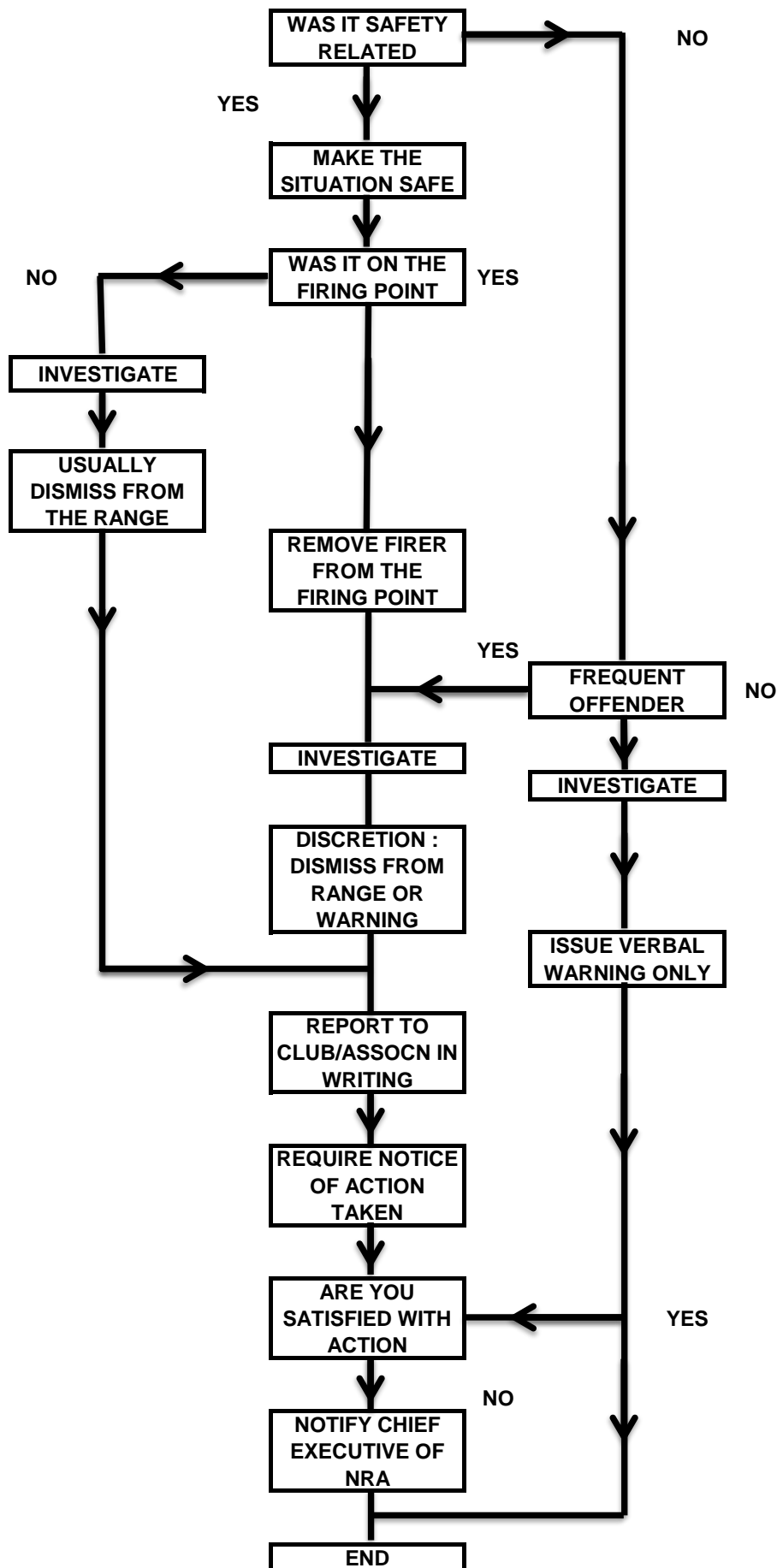
Always follow the Range Officer's (RO's) instructions.

His decision on any matter is final.

RANGE INSTRUCTIONS

1. **Specific range orders:** must be followed at all times.
Stop Stop Stop: Anyone can call this if they observe a range incursion or a dangerous occurrence. Stop shooting. Firearm pointed down-range at target with finger off trigger. Await RO instructions.
2. **The range is live, you may load, make ready and fire:** Shooter may step up to the bench, pick up firearm, load, make ready and commence firing.
3. **Show clear:** Shooter shall show an empty chamber and magazine well to the RO, step back, leaving the firearm on the bench.
4. **Guns clear, remove from firing point:** Firearms shall be removed from the firing point and racked or bagged.
5. **Guns clear, range is safe, you may go forward:** Shooter may go forward to change or collect target. When anyone is forward of the firing point, no guns, ammunition, powder or primers are to be handled by anyone.
6. **Misfire procedure:** Do not attempt to open the bolt, keep firearm pointed down-range at the target, wait 30 seconds before attempting to unload. Inform RO, who will assist with safe unloading. When releasing bolt, ensure that you are clear of the area behind in the event of a discharge.
7. **Consider vertical arc:** Do not allow barrels to aim above the target area. Bear this in mind when resting a firearm on a bipod with no support at the stock. This applies also after breaking air rifles or shotguns.
8. **Only unbag at the firing point** and with RO's permission.
9. **Ear Protection** is mandatory.
10. **Eye protection** is recommended and is mandatory with black powder.
11. **NRA Range Manual:** Ensure that you are familiar with your copy.
12. **No Alcohol consumption** permitted on or near the firing point.
13. **No Smoking** on or near the firing point. (car park area only).

Action in the event of a breach of club rules



SVR&PC - Annual Competitions - 100yrd & over

Detail timings – M/L = 30min max & B/L = 20min max.

T-S	Christmas Turkey Shoot (Gallery)	100yrd from bench off elbows, any pistol calibre, magazine fed, U/L gallery rifle (over .25") [cowboy action], original / iron sights. No slings or optical sights. 10 shots with 10 to count.
L1	Enfield Trophy (M/L)	100yrd three positional, Enfield M/L rifles (including smoothbores) only. No slings or optical sights. (original sights only). 15 shots, all to count. 5 standing, 5 kneeling & 5 prone. Bench off elbows permitted in place of kneeling or prone but not both.
L2	Presidents Platter	100yrd bench rest, any pistol calibre, magazine fed, U/L gallery rifle (over .25") [cowboy action] No slings or optical sights. 12 shots with best 10 to count. Fore-end rest only, lesser positions may be used (elbows etc.)
L3	Under Lever (Gallery)	100yrd any pistol calibre, magazine fed, U/L gallery rifle (over .25") [cowboy action], any sights. No slings. 12 shots with best 10 to count. Bench off elbows or prone permitted.
L4	Mad Minute (rapid fire)	100yrd any position, bolt action military rifles only. Unlimited shots in one minute. No slings or optical sights. (original sights only). Bench off elbows or prone permitted. Pre 1945 design bolt action full bore rifles in original calibres only.
L5	.22" rifle (100M)	100yrd prone, 22lr rifles only. Slings & optical sights permitted. 12 shots with best 10 to count. Fore end rest/bi-pod permitted. Bench off elbows or prone permitted.
L6	Rose bowl Under Lever (Gallery)	200yrd any pistol calibre, magazine fed, U/L gallery rifle (over .25") [cowboy action], any sights. No slings permitted. 12 shots with best 10 to count. Fore end rest permitted. Bench off elbows or prone permitted.
L7	Any Underlever	200yrd any U/L rifle, any calibre, any sights. No slings permitted. 12 shots with best 10 to count. Fore end rest permitted. Bench off elbows or prone permitted.
L8	P.Gregory Trophy	200yrd bench rest, military rifles only. No slings or optical sights. 12 shots with best 10 to count. Fore-end rest only, lesser positions may be used (elbows etc.)
L9	Enfield Trophy (B/L)	200yrd three positional, vintage Enfield B/L military rifles only. No slings or optical sights. (original sights only). 15 shots, all to count. 5 standing, 5 kneeling & 5 prone. Bench off elbows permitted in place of kneeling or prone but not both.
L10	.22" rifle (200M)	200yrd prone, 22lr rifles only. 12 shots with best 10 to count. Slings & optical sights permitted. Fore end rest/bi-pod permitted. Bench off elbows or prone permitted.

SVR&PC - Annual Competitions - 100yrd & over

Detail timings – M/L = 30min max & B/L = 20min max.

L11	Fred Burt Trophy	300yrd military rifles only. 12 shots with best 10 to count. No slings or optical sights. (original sights only). Fore end rest permitted. Bench off elbows or prone permitted.
L12	Military Rifle (Enfield)	300yrd vintage Enfield B/L military rifles only. 12 shots with best 10 to count. No slings or optical sights. (original sights only). Fore end rest permitted. Bench off elbows or prone permitted.
L13	Target Rifle	300yrd prone, any full-bore rifle. 12 shots with best 10 to count. Slings permitted, no optical sights. (iron / aperture sights only). Fore end rest/bi-pod permitted. Bench off elbows or prone permitted.
L14	Free Rifle	300yrd prone, any full-bore rifle. 12 shots with best 10 to count. Slings, optical sights & fore end rest/bi-pod (Free rifle rules) permitted. Fore end rest/bi-pod permitted. Bench off elbows or prone permitted.
L15	Rest of the world vintage military rifle	300yrd – rest of the world vintage military rifles (excluding Enfield's) 12 shots with best 10 to count. No slings or optical sights. (original sights only). Fore end rest permitted. Bench off elbows or prone permitted.
L16	Classic Breech Loader	300yrd classic breach loading / under lever / Martini Action rifles (excluding bolt action). 12 shots with best 10 to count. No slings or optical sights. (iron / aperture sights only, in the spirit of the original). Fore end rest permitted. Bench off elbows or prone permitted.
L17	Military Rifle	500yrd prone, military rifles only. 12 shots with best 10 to count. No slings or optical sights. (original sights only). Fore end rest permitted. Bench off elbows or prone permitted.
L18	Target Rifle	500yrd prone, any full-bore rifle. 12 shots with best 10 to count. Slings permitted, no optical sights. (iron / aperture sights only). Fore end rest/bi-pod permitted. Bench off elbows or prone permitted.
L19	Free Rifle	500yrd prone, any full-bore rifle. 12 shots with best 10 to count. Slings, optical sights & fore end rest/bi-pod (Free rifle rules) permitted. Fore end rest/bi-pod permitted. Bench off elbows or prone permitted.
L20	Rest of the world vintage military rifle	600yrd – rest of the world vintage military rifles (excluding Enfield's) 12 shots with best 10 to count. No slings or optical sights. (original sights only). Fore end rest permitted. Bench off elbows or prone permitted.
L21	Military Rifle (Enfield)	600yrd vintage Enfield B/L military rifles only. 12 shots with best 10 to count. No slings or optical sights. (original sights only). Fore end rest permitted. Bench off elbows or prone permitted.
L22	Target Rifle	600yrd prone, any full-bore rifle. 12 shots with best 10 to count. Slings permitted, no optical sights. (iron/aperture sights only). Fore end rest/bi-pod permitted. Bench off elbows or prone permitted.
L23	Free Rifle	600yrd prone, any full-bore rifle. 12 shots with best 10 to count. Slings, optical sights (Free rifle rules) permitted. Fore end rest/bi-pod permitted. Bench off elbows or prone permitted.

SVR&PC - Annual Competitions – Up To 30M

Detail timings – M/L = 30min max & B/L = 20min max.

S1	Musket (off hand)	25M any B/P musket in the spirit of the original (vintage). Standing off hand. 13 shots with best 10 to count.
S2	.22" multi shot pistol	25M any multi shot .22" pistol. Seated pistol rest & elbows. Two handed. 20 shots in one minute. (two 10 shot magazines).
S3	Trafalgar Cup	25M any B/P M/L revolver in the spirit of the original (vintage). Standing two handed. 12 shots with best 10 to count.
S4	Moody Shield	25M any B/P M/L revolver. In the spirit of the original (vintage). Seated pistol rest & elbows. 12 shots with best 10 to count.
S5	Triangular Trophy	25M any B/P M/L revolver in the spirit of the original (vintage). 6 shots two handed, 6 shots right handed & 6 shots left handed. All standing. All shots to count.
S6	Single Shot Pistol	25M any single shot B/P M/L pistol in the spirit of the original (vintage). Standing. Two handed. 13 shots with best 10 to count.
S7	Post Vintage Pistol	25M any pistol, standing two handed. B/P M/L - 12 shots from 12 to count. All others, 10 shots from 10 to count (Inc. .22" & Air pistol). M/L = 20min max. All others = 10min max. Scoring = 50% rule.
S8	Open pistol	15M breech loading pistols. 20 shots standing, two handed. 2x10 shot targets in 4 mins. All calibres including .22". (no air pistols).
S9	Long Barrelled Pistol/Revolver	25M Any long barrelled revolver / long barrelled pistol. 10 shots to count, any calibre, any sights. Standing two handed. Minimum barrel length = 12". (24" oa). (no air pistols).
S10	Military Rifle (rested off elbows)	25M downloaded vintage military rifle. 10 shots, elbow rests only. Standard military sights. max muzzle energy = 1450 ft lbs. max muzzle vel = 2200 fps.
S11	Military Rifle (off hand)	25M downloaded vintage military rifle. 10 shots, standing off hand. Standard military sights. max muzzle energy = 1450 ft lbs. max muzzle vel = 2200 fps.
S12	U/L Rifle (rested off elbows)	25M any pistol calibre, magazine fed, U/L gallery rifle (over .25") [cowboy action], iron sights, no slings. Elbow rest only. 10 shots only to count.
S13	U/L Rifle (off hand)	25M any pistol calibre, magazine fed, U/L gallery rifle (over .25") [cowboy action], iron sights, no slings. No rests, standing off hand only. 10 shots only to count.
S14	U/L Rifle (Combined)	25M any pistol calibre, magazine fed, U/L gallery rifle (over .25") [cowboy action], iron sights, no slings. 10 shots, no rests, standing off hand. 10 shots, elbow rest only. All 20 shots to count.
S15	U/L Rifle (2 positional)	25M any pistol calibre, magazine fed, U/L gallery rifle (over .25") [cowboy action], iron sights, no slings. Two positional, 5 shots kneeling & 5 shots standing, all to count.
S16	U/L Mad Minute (rapid fire)	25M any pistol calibre, magazine fed, U/L gallery rifle (over .25") [cowboy action], iron sights, no slings. Seated off elbows. Unlimited shots in one minute. Start with loaded magazine.
S17	U/L Whitehead	Any pistol calibre, magazine fed, U/L gallery rifle (over .25") [cowboy action], iron sights, no slings. 24 shots only to count. Off hand only. 25M – 6 shots on first target in 20 seconds. 20M – 6 shots on second target in 15 seconds. 15M – 6 shots on first target in 3x4 second taps, each tap = 2 shots. 10M – 6 shots, 3 on first target & 3 on second target, all in 10 seconds.

SVR&PC - Annual Competitions - Up To 30M

Detail timings – M/L = 30min max & B/L = 20min max.

S18	U/L Blackhead	Any pistol calibre, magazine fed, U/L gallery rifle (over .25") [cowboy action], iron sights, no slings. 20 shots only to count. Off hand only. 25M – 5 shots on first target in 15 seconds. 20M – 5 shots on second target in 15 seconds. 15M – 5 shots on first target in 10 seconds. 10M – 5 shots, on second target in 10 seconds.
S19	Open Whitehead	Any multi shot firearm (range conditions apply). Inc U/L, rev carbine, lbr/lbp & all bolt actions above .25". Any sights, standing. Course of fire as S17, U/L Whitehead.
S20	.22" Old School (3P - iron sights)	25M any 22lr rifle, must have iron sights (notch & Post, no apertures), no slings. 5 off hand, 5 elbows, 5 fore end rest.
S21	.22" Rifle (rested off elbows)	25M any 22lr rifle, any sights, no slings. Elbow rest only. 10 shots only to count.
S22	.22" Rifle (off hand)	25M any 22lr rifle, any sights, no slings. No rests, standing off hand only. 10 shots only to count.
S23	.22" rifle (Combined)	25M any 22lr rifle, any sights, no slings. 10 shots, no rests, standing off hand only. 10 shots, elbow rest only. All 20 shots to count.
S24	.22" Skirmisher	25M .22" semi-auto rifle, off the elbows. (5 diagram target). Start with one loaded ten shot magazine, fire at the diagrams in sequence so that an even number of shots end up in each diagram. The magazine can be reloaded as many times as possible within two minutes. (penalties for out of sequence shots).
S25	.22" Whitehead	Any 22lr rifle, any sights, no slings. 24 shots only to count. Off hand only. 25M – 6 shots on first target in 15 seconds. 20M – 6 shots on second target in 10 seconds. 15M – 6 shots on first target in 3x3 second taps, each tap = 2 shots. 10M – 6 shots, 3 on first target & 3 on second target, all in 8 seconds.
S26	.22" Blackhead	Any 22lr rifle, any sights, no slings. 20 shots only to count. Off hand only. 25M – 5 shots on first target in 15 seconds. 20M – 5 shots on second target in 15 seconds. 15M – 5 shots on first target in 10 seconds. 10M – 5 shots, on second target in 10 seconds.
S27	.22" Mad Minute (rapid fire)	25M any 22lr rifle, any sights, no slings. Unlimited shots in one minute. (multiple 10 shot magazines may be used). Seated off elbows.
S28	Air Pistol (off hand)	15M any air pistol. Standing two handed. 10 shots only to count.
S29	Rested Air Pistol (rested off elbows)	25M any air pistol. Seated pistol rest & elbows. Two handed. 10 shots only to count.
S30	Rapid air pistol	5M Multi-shot air pistols, BB or pellet. 2x10 shot targets in 3 mins. Standing two handed.
S31	Spring Air Rifle (rested off elbows)	25M any spring type air rifle, any sights, no slings. Seated. Elbow rest only. 10 shots only to count.
S32	Spring Air Rifle (off hand)	25M any spring type air rifle, any sights, no slings. Standing, off hand, no rests. 10 shots only to count.
S33	Free Air Rifle (rested off elbows)	25M any air rifle, any sights, no slings. Elbow rest only. 10 shots only to count.
S34	Free Air Rifle (off hand)	25M any air rifle, any sights, no slings. Standing, off hand, no rests. 10 shots only to count.

SVR&PC

Members Declaration

Members copy

I, the undersigned, as a member of Salisbury Vintage Rifle & Pistol Club, hereby attest that I have read & understood all the range & competition rules of the club.

I further declare that I will obey said rules & the lawful instructions of the range conducting officers & the duly elected officials of the club at all times.

I understand that it is my personal responsibility to ensure that I act safely on the ranges at all times. I will wear ear & eye protection as necessary to conform with the rules, insurance requirements & when on military ranges, army requirements.

I further understand that failure on my part to obey lawful instructions or safety requirements will result in my removal from the range & that I may be subject of further sanctions by the club committee, including my possible dismissal from the club.

I agree that the club may retain my details on computer & that the club may rely on the exemption from registering under the Data Protection Act.

In accordance with Home Office requirements I hereby certify that I am in no way prohibited from holding or possessing firearms or ammunition in accordance with section 21 or the firearms act 1968 & any subsequent acts of Parliament.


I hereby confirm that I have read & understood the NRA code of practice for handloading firearms ammunition and that I will abide by this code of practice.

Print Name _____ Signed _____ Date _____

Current address _____

Phone No. _____ Mobile No. _____

Email address _____



SVR&PC

Members Declaration

Club copy

I, the undersigned, as a member of Salisbury Vintage Rifle & Pistol Club, hereby attest that I have read & understood all the range & competition rules of the club.

I further declare that I will obey said rules & the lawful instructions of the range conducting officers & the duly elected officials of the club at all times.

I understand that it is my personal responsibility to ensure that I act safely on the ranges at all times. I will wear ear & eye protection as necessary to conform with the rules, insurance requirements & when on military ranges, army requirements.

I further understand that failure on my part to obey lawful instructions or safety requirements will result in my removal from the range & that I may be subject of further sanctions by the club committee, including my possible dismissal from the club.

I agree that the club may retain my details on computer & that the club may rely on the exemption from registering under the Data Protection Act.

In accordance with Home Office requirements I hereby certify that I am in no way prohibited from holding or possessing firearms or ammunition in accordance with section 21 or the firearms act 1968 & any subsequent acts of Parliament.

I hereby confirm that I have read & understood the NRA code of practice for handloading firearms ammunition and that I will abide by this code of practice.

Print Name _____ Signed _____ Date _____

Current address _____

Phone No. _____ Mobile No. _____

Email address _____